

Robodrill Fanuc 16i M Manual Littlehousethatgrew

Recognizing the showing off ways to acquire this book **robodrill fanuc 16i m manual littlehousethatgrew** is additionally useful. You have remained in right site to begin getting this info. get the robodrill fanuc 16i m manual littlehousethatgrew colleague that we present here and check out the link.

You could buy guide robodrill fanuc 16i m manual littlehousethatgrew or acquire it as soon as feasible. You could speedily download this robodrill fanuc 16i m manual littlehousethatgrew after getting deal. So, considering you require the book swiftly, you can straight acquire it. It's hence unconditionally simple and so fats, isn't it? You have to favor to in this broadcast
[MANUAL GUIDE i - Creating a Program](#)

MANUAL GUIDE i - Creating a Program by FANUC America Corporation 3 years ago 6 minutes, 29 seconds 31,750 views How to Create a Program in , MANUAL , GUIDE i.

[Manual Guide i Program Overview](#)

Manual Guide i Program Overview by FANUC America Corporation 3 years ago 13 minutes, 27 seconds 50,346 views Manual , Guide i programming overview.

[ROBODRILL \u0026T14iB fanuc 16iM](#)

ROBODRILL \u0026T14iB fanuc 16iM by nguyen tam 1 year ago 2 minutes, 1 second 36 views

[Duplicating Programs in the Series 16i/18i/21i \u0026 0i MODEL A/B/C](#)

Duplicating Programs in the Series 16i/18i/21i \u0026 0i MODEL A/B/C by FANUC 8 years ago 1 minute, 57 seconds 27,415 views How to duplicate programs in the , FANUC , Series , 16i , / , 18i , /21i and the Series 0i MODEL A/B/C CNCs. Best viewed in 1024HD and

[Getting Started on an older Fanuc OM CNC Mill.](#)

Getting Started on an older Fanuc OM CNC Mill. by Shane Burrell 2 years ago 27 minutes 18,101 views How I start my , Fanuc , OM based CNC Mill. How to get started or use an older , Fanuc , OM based mill. I purchased a used CNC mill

[Fanuc Robodrill: Setting up a New Tool](#)

Fanuc Robodrill: Setting up a New Tool by Eric Whittaker 1 year ago 4 minutes, 1 second 6,254 views Simple description of how to setup a new tool, including how to run the tool carousel, toolsetting and Quick/NC.

[FANUC CONTROL PROGRAM](#)

FANUC CONTROL PROGRAM by Madison College Machine Tool Lab 3 years ago 5 minutes, 32 seconds 44,003 views loading programs and switching from USB to Memory Card.



[LOAD A CNC PROGRAM USING A USB DRIVE](#)

LOAD A CNC PROGRAM USING A USB DRIVE by Tom Stikkelman 5 years ago 3 minutes, 22 seconds 171,742 views Learn how to upload and download a CNC program using a USB flash drive on a , Fanuc , I-Series control.

[Fanuc Work and Tool Offsets](#)

Fanuc Work and Tool Offsets by Prelux 1 year ago 10 minutes, 44 seconds 14,228 views A few people have asked so here is a short video on how I setup a Haimer indicator, tool height offsets and work offsets on my

[Fanuc oi-mf run dnc m-card](#)

Fanuc oi-mf run dnc m-card by   1 year ago 2 minutes, 11 seconds 3,380 views

[DIALink CNC FANUC 18i Connection setting](#)

DIALink CNC FANUC 18i Connection setting by DIAEnergie Delta 2 years ago 1 minute, 6 seconds 4,135 views

[FANUC MANUAL GUIDE i Part 3 Creating a Basic Milling Program](#)

FANUC MANUAL GUIDE i Part 3 Creating a Basic Milling Program by FANUC 8 years ago 58 minutes 150,636 views Part 1 of this 3 Part webinar series reviewed the functionality and set-up of , MANUAL , GUIDE i and Part 2 focused on creating a

[Trocador de ferramentas da stama robodrill parte 1](#)

Trocador de ferramentas da stama robodrill parte 1 by São Lucas CNC 3 weeks ago 5 minutes, 28 seconds 317 views

[CNC Mill Setting Work Offset](#)

CNC Mill Setting Work Offset by Yasin Erdoğan 2 years ago 2 minutes, 54 seconds 31,604 views Description.

[HSM in 4140 on a Robodrill](#)

HSM in 4140 on a Robodrill by Autodesk HSM 6 years ago 2 minutes, 49 seconds 16,470 views

[CNC PROGRAMMING G-Code basics #1](#)

CNC PROGRAMMING G-Code basics #1 by jeppoification 8 years ago 20 minutes 685,107 views Feel free to visit my channel and support my video's all you need to know about the BASIC operation of a cnc program using

[CNC Mill Setting Tool Offset](#)

CNC Mill Setting Tool Offset by Yasin Erdoğan 2 years ago 3 minutes, 28 seconds 23,037 views







[Aluminium PTMA FANUC Robodrill LIT WNT Tooling](#)

Aluminium PTMA FANUC Robodrill LIT WNT Tooling by Ciaran O'Loughlin 3 years ago 4 minutes, 4 seconds 19,651 views High speed machining on Aluminium without coolant for demonstration purposes on LIT's , Fanuc Robodrill , using WNT Tooling

[FANUC RoboDrill Speed](#)

FANUC RoboDrill Speed by Koch Machine Tool 4 years ago 1 minute, 15 seconds 81,524 views FANUC RoboDrill , HIgh Speed/High Performance machining. 2300 IPM Rapid traverse, 1.5G Acc/Dec (less than 0.100\" full rapid


[SET Position OFFSET Z Axis Fanuc OI](#)

SET Position OFFSET Z Axis Fanuc OI by   3 years ago 11 minutes, 25 seconds 51,252 views SET Position OFFSET Z Axis , Fanuc , OI  Set  offset  Z CNC Machie .

[CNC Programming - G54 through G59 - Work Coordinate Systems](#)

CNC Programming - G54 through G59 - Work Coordinate Systems by etprof 10 years ago 4 minutes, 29 seconds 139,716 views ManufacturingET.org An introduction to what G54 and G59 do on a typical CNC milling machine. Without a coordinate system

[FANUC ROBODRILL High Efficiency Machining of Aluminum Parts](#)

FANUC ROBODRILL High Efficiency Machining of Aluminum Parts by  FANUC CORPORATION 1 year ago 1 minute, 47 seconds 9,909 views High-speed and high-accuracy machining can be performed by high acceleration spindle, which is suitable for Aluminum parts

[G54 Explanation on a Fanuc 18i](#)

G54 Explanation on a Fanuc 18i by CNC Training Centre 2 years ago 2 minutes, 7 seconds 8,207 views This video explains G54 to G59 work offsets on a , Fanuc 18i , control. It also shows use of G10.

[Changing Parameters on a Fanuc Control](#)

Changing Parameters on a Fanuc Control by CNC Training Centre 2 years ago 1 minute, 19 seconds 22,873 views This video shows you how to get access to altering parameters.

[G \u0026 M Code - Titan Teaches Manual Programming on a CNC Machine.](#)

G \u0026 M Code - Titan Teaches Manual Programming on a CNC Machine. by TITANS of CNC: Academy 2 years ago 26 minutes 722,884 views Titan teaches you how to program a CNC Machine right at the control using G \u0026 M , codes. Subscribe for daily content and expert

[VMC: Fanuc RoboDrill T14iA, Fanuc 16iM, 19.7\"X, 15\"Y, 11.8\"Z, 5.5 Kw, 8K RPM, '98](#)

VMC: Fanuc RoboDrill T14iA, Fanuc 16iM, 19.7\"X, 15\"Y, 11.8\"Z, 5.5 Kw, 8K RPM, '98 by AltmanMachinery 1 year ago 2 minutes, 13 seconds 161 views (1) Used , FANUC RoboDrill , 3-Axis CNC Drill \u0026 Tap Center, Model T14iA, S/N 988TH063, New 1998 Specifications: Working

[Fanuc RoboDrill Alpha-T14iA Vertical Machining Center with Pallet Changer For Sale At MachinesUsed](#)

Fanuc RoboDrill Alpha-T14iA Vertical Machining Center with Pallet Changer For Sale At MachinesUsed by MachinesUsed 7 months ago 1 minute, 30 seconds 300 views Fanuc RoboDrill , Alpha-T14iA Vertical Machining Center with Pallet Changer For Sale At MachinesUsed To learn more, or to

[Fanuc 18i Copy Programme](#)

Fanuc 18i Copy Programme by CNC Training Centre 3 years ago 1 minute, 55 seconds 2,887 views Learn NOW How to Copy a Programme on a , Fanuc 18i , Control.

[#How to clear tool life in CNC machine |VTL|CNC|VMC| Tamil ||](#)

#How to clear tool life in CNC machine |VTL|CNC|VMC| Tamil || by VIL CNC king 1 year ago 5 minutes 5,939 views Like Share your friends Subscribe And Comments your feed back.

[B117591 - FANUC CNC Robodrill with Pallet Change](#)

B117591 - FANUC CNC Robodrill with Pallet Change by Machine Videos 9 months ago 41 seconds 234 views Model: , FANUC Robodrill , Alpha-T14iC Type A04B-0079-B101#BM Manufactured 2001 X axis travel 500mm Y axis travel 400mm

Copyright code : [80031efa6d7eea9b977fe06f65db9c2e](#)